



# HISTORICAL ENROLLMENT

District-Managed, Non-Public, and District-Authorized Charter Schools

[Home Page](#)



Overall

[Race/Ethnicity](#)

[District-Managed Schools and NPS](#)

[District-Managed Schools](#)

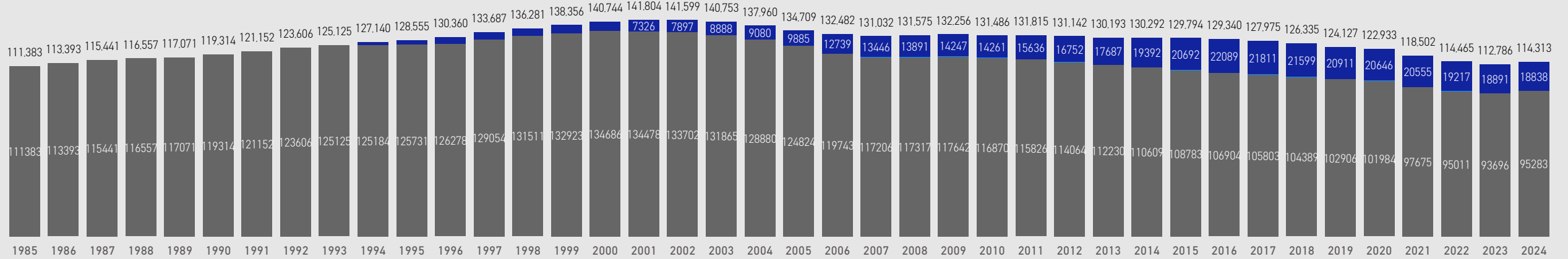
[Non-Public Schools \(NPS\)](#)

[District-Authorized Charter Schools](#)

## Overall Enrollment: All Schools

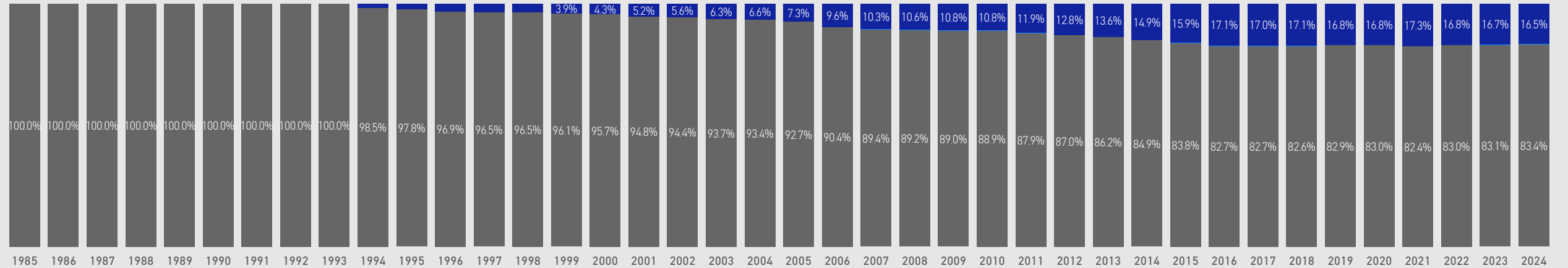
### Counts

● District-Managed Schools ● Non-Public Schools ● District-Authorized Charter Schools



### Percentages

● District-Managed Schools ● Non-Public Schools ● District-Authorized Charter Schools





# HISTORICAL ENROLLMENT

District-Managed, Non-Public, and District-Authorized Charter Schools

[Home Page](#)



[Overall](#)

[Race/  
Ethnicity](#)

[District-Managed Schools and NPS](#)

[District-Managed Schools](#)

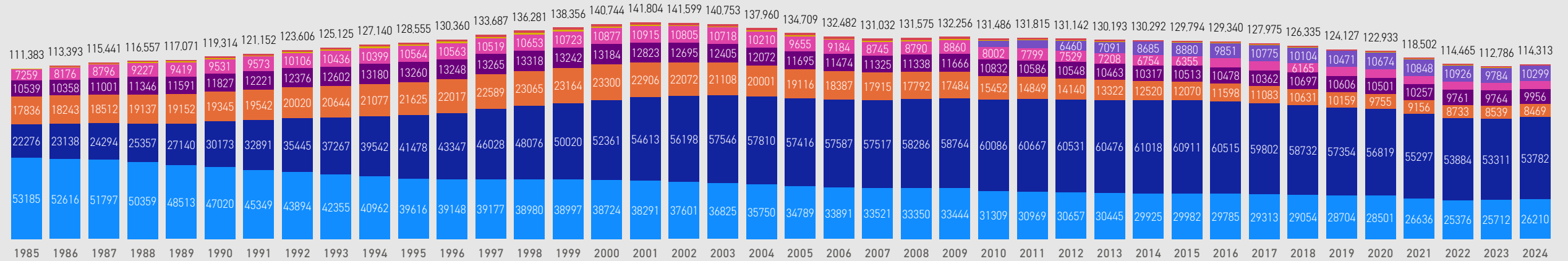
[Non-Public Schools \(NPS\)](#)

[District-Authorized Charter Schools](#)

## All District Schools

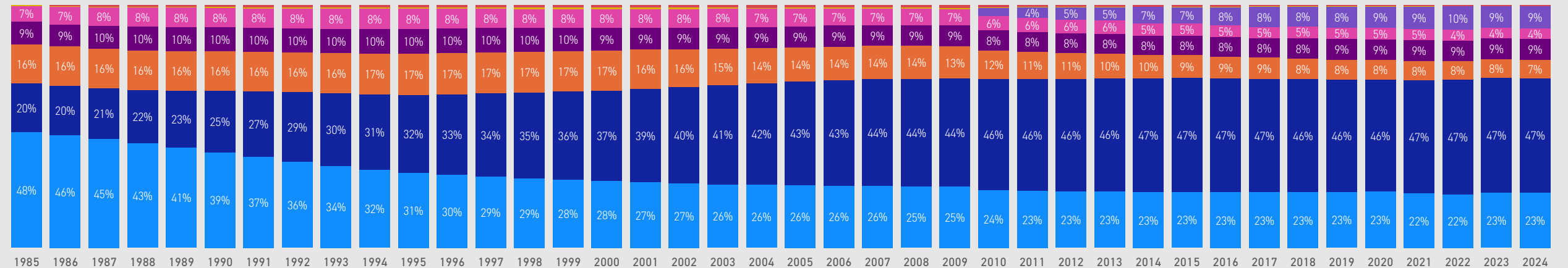
### Counts

● White ● Hispanic ● African American ● Asian (non-Filipino) ● Filipino ● Multiracial or Unknown ● Native American ● Pacific Islander



### Percentages

● White ● Hispanic ● African American ● Asian (non-Filipino) ● Filipino ● Multiracial or Unknown ● Native American ● Pacific Islander





# HISTORICAL ENROLLMENT

District-Managed, Non-Public, and District-Authorized Charter Schools

[Home Page](#)

[Overall](#)

[Race/  
Ethnicity](#)

[District-Managed Schools and NPS](#)

[District-Managed Schools](#)

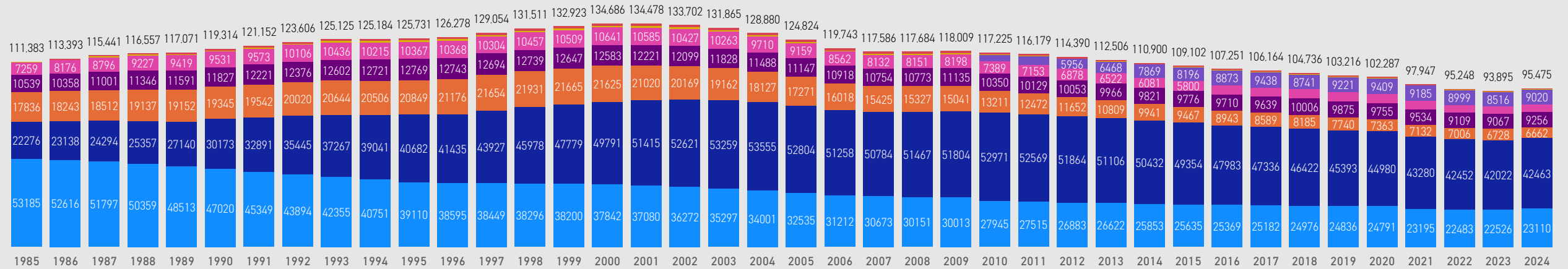
[Non-Public Schools \(NPS\)](#)

[District-Authorized Charter Schools](#)

## District-Managed and Non-Public Schools

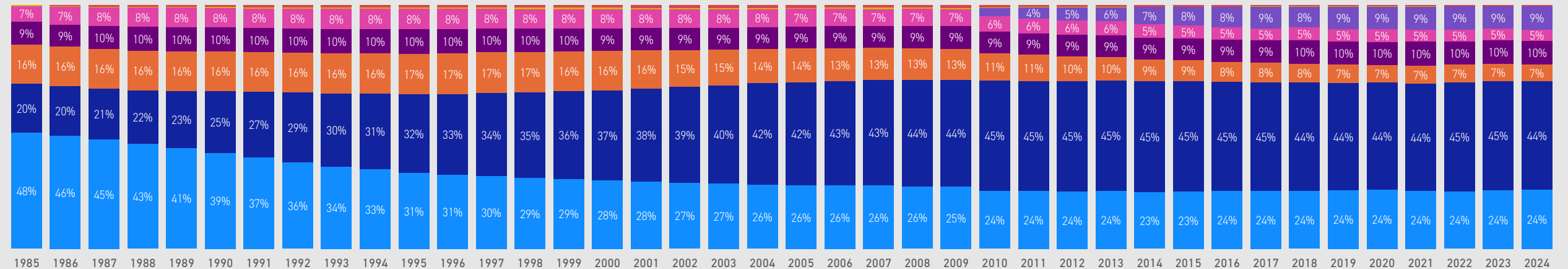
### Counts

White Hispanic African American Asian (non-Filipino) Filipino Multiracial or Unknown Native American Pacific Islander



### Percentages

White Hispanic African American Asian (non-Filipino) Filipino Multiracial or Unknown Native American Pacific Islander





# HISTORICAL ENROLLMENT

District-Managed, Non-Public, and District-Authorized Charter Schools

Home Page



Overall

Race/  
Ethnicity

District-Managed Schools and NPS

District-Managed Schools

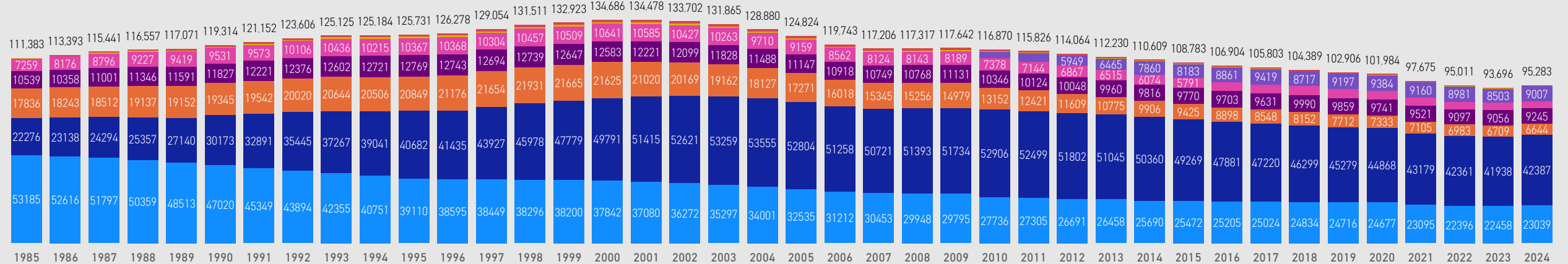
Non-Public Schools (NPS)

District-Authorized Charter Schools

## District-Managed Schools

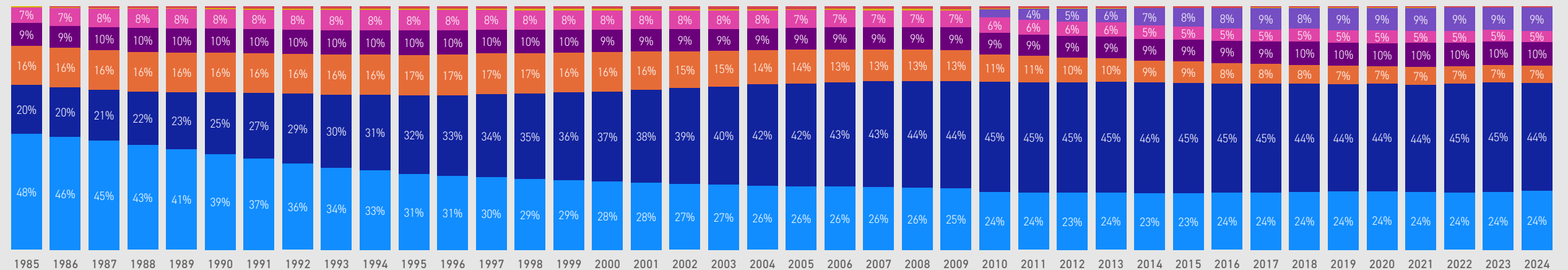
### Counts

White Hispanic African American Asian (non-Filipino) Filipino Multiracial or Unknown Native American Pacific Islander



### Percentages

White Hispanic African American Asian (non-Filipino) Filipino Multiracial or Unknown Native American Pacific Islander





# HISTORICAL ENROLLMENT

District-Managed, Non-Public, and District-Authorized Charter Schools

Home Page



Overall

Race/  
Ethnicity

District-Managed Schools and NPS

District-Managed Schools

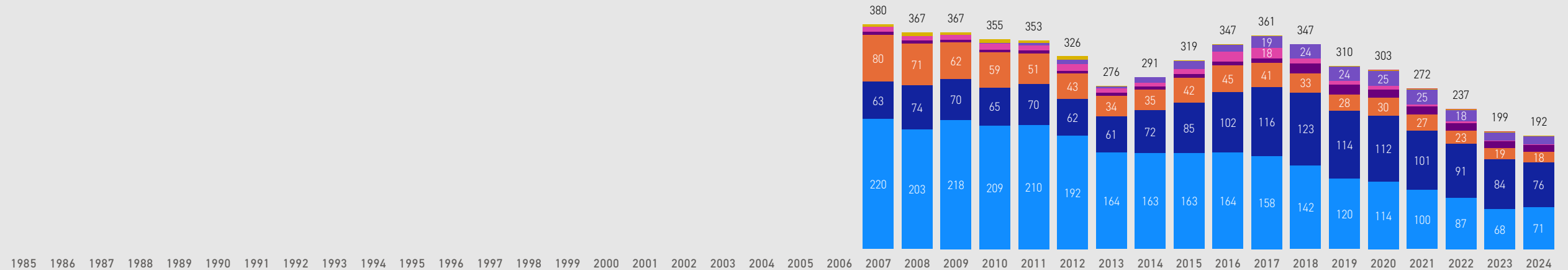
Non-Public Schools (NPS)

District-Authorized Charter Schools

## Non-Public Schools

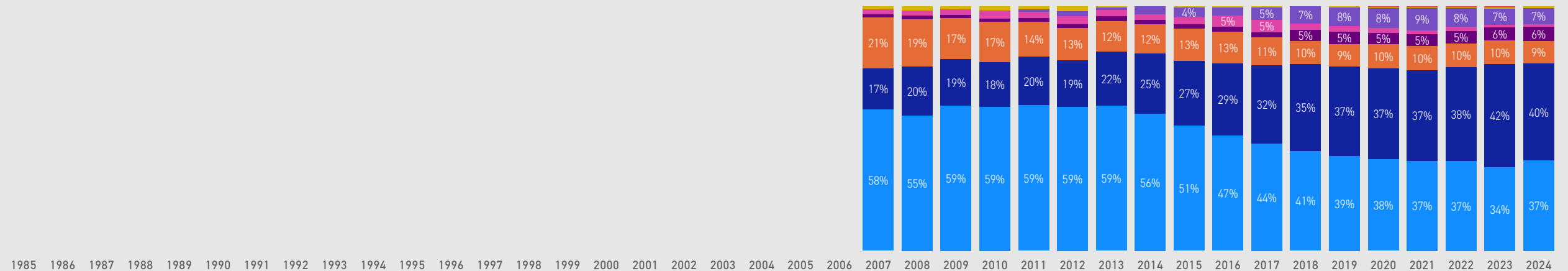
### Counts

White Hispanic African American Asian (non-Filipino) Filipino Multiracial or Unknown Native American Pacific Islander



### Percentages

White Hispanic African American Asian (non-Filipino) Filipino Multiracial or Unknown Native American Pacific Islander





# HISTORICAL ENROLLMENT

District-Managed, Non-Public, and District-Authorized Charter Schools

Home Page



Overall

Race/  
Ethnicity

District-Managed Schools and NPS

District-Managed Schools

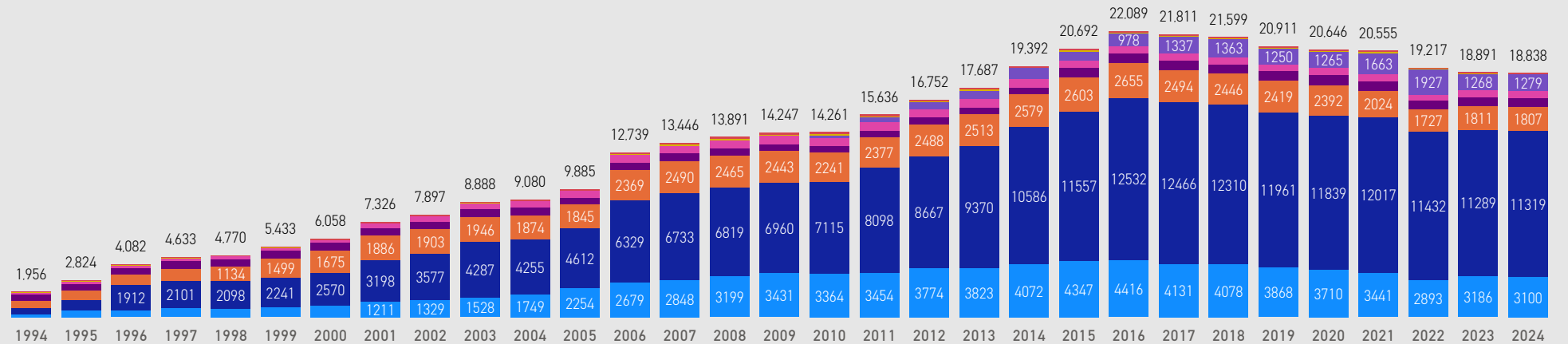
Non-Public Schools (NPS)

District-Authorized Charter Schools

## District-Authorized Charter Schools

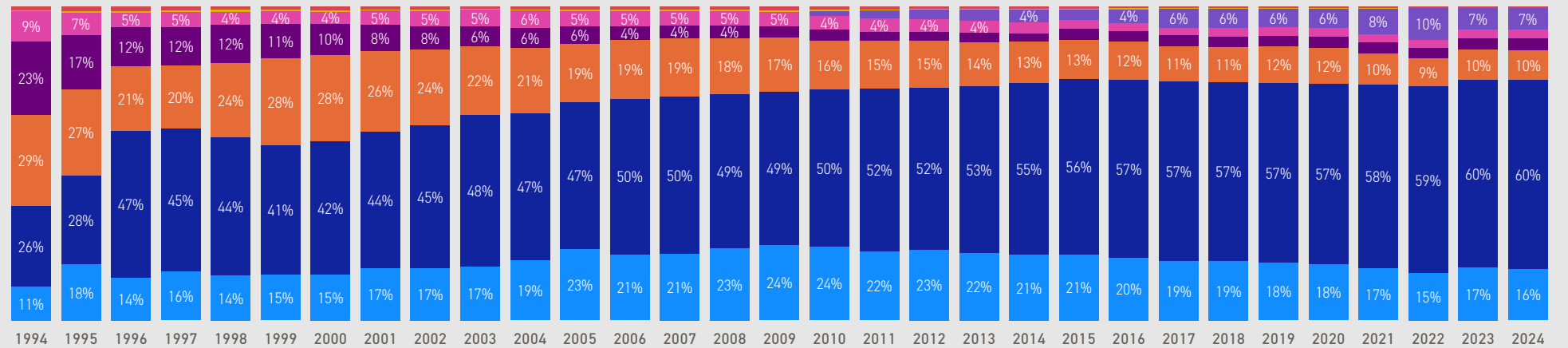
### Counts

White Hispanic African American Asian (non-Filipino) Filipino Multiracial or Unknown Native American Pacific Islander



### Percentages

White Hispanic African American Asian (non-Filipino) Filipino Multiracial or Unknown Native American Pacific Islander



## DATA NOTES

In past years, “districtwide enrollment” typically included students who attended district-operated schools (“DISTRICT-MANAGED”), district-authorized charter schools (“CHARTER”), and certain privately run schools attended by district students for specialized programs (“NON-PUBLIC SCHOOLS”).

All schools—district-managed, charter, non-public—entered data in the district’s student information system (SIS) which enabled various types of districtwide reporting, including basic enrollment counts. Since 2015, data for district-authorized charter schools have increasingly been unavailable in the district SIS, and district reporting has since shifted to focus largely on district-managed schools. In this document, enrollment and race/ethnicity data for charter schools for 2015 and later were obtained in their entirety from the California Department of Education's DataQuest website; charter enrollment and race/ethnicity data for earlier years are based on district SIS student-level records.

The CDE DataQuest enrollment webpage includes a “Not Reported” category for race/ethnicity data. For this report, “Multiracial” and “Not Reported” are combined into a single category.

In 2009–10, the district changed the way it collected and reported student ethnicity and race data, per federal and state guidelines. The changed guidelines basically introduced “Multiracial” as a new racial/ethnic category for reporting, required the district to report students as “Hispanic” if they identify with multiple racial/ethnic groups that included Hispanic, and required the district to report students as “Multiracial” if they had missing racial/ethnic information.

Beginning in 2017-18, per state guidance, students who belong to multiple Asian groups including Filipino are now reported as Filipino instead of Asian.